



2013 QBE



Round 3 : Queensland Raceway : June 14 - 16

SPORTS RACER

Race 3

Date: 16/06/13

Event: R16

Started at: 16:24:23

Laps: 19 Min + 1

Lap

Starters: 8

Printed at: 16:49

Weather: Sunny - Temp: 20.0C

Track: Dry - Temp: 25.5C

PROVISIONAL CLASSIFICATION

Pos	No	Gr	Name	Machine	Laps	Race Time	Behind	Fastest Lap	On Lap
1	56		James WINSLOW (ENG) / West Race Cars	West WR 998	18	20:58.215		1:08.954	16
2	1		Adam PROCTOR (NSW) / AP Racing	Stohr WF1 998	18	20:58.415	.200	1:08.941	18
3	2		Darren BARLOW (NSW) / AP Racing	Stohr WF1 998	18	21:11.959	13.744	1:09.721	16
4	81		Craig PERRY (NSW)	Stohr WF1 998	18	21:17.566	19.351	1:09.327	15
5	61		Mark LAUCKE (SA) / Laucke Flour Mills	West WR 998	18	21:40.007	41.792	1:10.705	3
6	18		Aaron STEER (SA) / West Race Cars	West WR 998	18	21:58.925	1:00.710	1:12.025	2
DNF	83		Aaron THOMPSON (SA) / Ultra Fast Karts	West WR 998	16	20:41.692	2 Laps	1:15.481	13
DNF	33		Michael WHITING (SA) / Mousetrap Motorsport	West WR 998	11	14:53.747	7 Laps	1:11.438	2

Fastest Lap was 1:08.941 by Adam PROCTOR (NSW)

Current race record for SR class - 1:08.474 by James WINSLOW (ENG) on a West WR 998 set on 16/06/13

The results are provisional until the end of the time limit for protests and appeals.

Chief Time Keeper - Scott Laing

Clerk of Course - Paul Cansdale



Computime Race Timing Systems Pty Ltd © 1996


Licensed to Computime Race Timing Systems

www.computime.com.au

COMPUTIME RACE TIMING SYSTEMS PTY LTD

9 Timber Lane, Glen Waverley, Vic 3150. Ph : 0418 17 13 17

E-mail : scott@computime.com.au





2013 QBE



Round 3 : Queensland Raceway : June 14 - 16

SPORTS RACER

Race 3

Date: 16/06/13

Event: R16

Started at: 16:24:23

Laps: 19 Min + 1

Lap

Starters: 8

Printed at: 16:49

Weather: Sunny - Temp: 20.0C

Track: Dry - Temp: 25.5C

PROVISIONAL LAP TIMES

No	Name	Lap 1	Lap 2	Lap 3	Lap 4	Lap 5	Lap 6	Lap 7	Lap 8	Lap 9	Lap 10
1	Adam PROCTOR (NSW)	1:16.517	1:10.151	1:09.944	1:09.681	1:09.762	1:09.530	1:09.987	1:09.684	1:09.693	1:09.384
	10	1:09.367	1:09.144	1:09.393	1:09.467	1:09.605	1:09.139	1:09.026	1:08.941		
2	Darren BARLOW (NSW)	1:18.485	1:11.310	1:10.879	1:10.125	1:09.837	1:10.357	1:10.213	1:09.796	1:10.089	1:09.916
	10	1:10.637	1:09.929	1:10.612	1:10.196	1:09.742	1:09.721	1:10.021	1:10.094		
18	Aaron STEER (SA)	1:18.672	1:12.025	1:12.118	1:13.850	1:12.180	1:12.965	1:12.233	1:13.767	1:12.965	1:13.017
	10	1:12.800	1:13.590	1:13.598	1:13.026	1:13.151	1:13.129	1:12.812	1:13.027		
33	Michael WHITING (SA)	1:20.985	1:11.438	1:12.136	1:13.481	1:12.537	1:12.755	1:12.262	1:13.071	1:19.255	1:12.325
	10	2:33.502									
56	James WINSLOW (ENG)	1:16.143	1:09.859	1:10.051	1:09.745	1:09.906	1:09.623	1:09.919	1:09.757	1:09.356	1:09.321
	10	1:09.451	1:09.460	1:09.196	1:09.664	1:09.419	1:08.954	1:09.199	1:09.192		
61	Mark LAUCKE (SA)	1:24.208	1:11.568	1:10.705	1:11.172	1:11.666	1:11.538	1:11.436	1:10.972	1:11.942	1:11.853
	10	1:11.227	1:12.470	1:11.200	1:10.992	1:12.931	1:11.865	1:11.159	1:11.103		
81	Craig PERRY (NSW)	1:19.884	1:11.250	1:11.992	1:12.956	1:10.076	1:09.591	1:09.510	1:09.802	1:09.880	1:09.851
	10	1:09.837	1:10.262	1:09.821	1:10.009	1:09.327	1:09.581	1:09.453	1:14.484		
83	Aaron THOMPSON (SA)	1:31.092	1:17.117	1:17.194	1:17.064	1:16.688	1:16.083	1:15.960	1:16.339	1:18.104	1:17.007
	10	1:16.986	1:16.352	1:15.481	1:15.502	1:16.973	1:17.750				

The results are provisional until the end of the time limit for protests and appeals.

Chief Time Keeper - Scott Laing

Clerk of Course - Paul Cansdale



Computime Race Timing Systems Pty Ltd © 1996


Licensed to Computime Race Timing Systems

www.computime.com.au

COMPUTIME RACE TIMING SYSTEMS PTY LTD

9 Timber Lane, Glen Waverley, Vic 3150. Ph : 0418 17 13 17

E-mail : scott@computime.com.au





2013 QBE



Round 3 : Queensland Raceway : June 14 - 16

SPORTS RACER

Race 3

Date: 16/06/13

Event: R16

Started at: 16:24:23

Laps: 19 Min + 1

Lap

Starters: 8

Printed at: 16:49

Weather: Sunny - Temp: 20.0C

Track: Dry - Temp: 25.5C

PROVISIONAL SPLIT TIMES

Lap	Split 1	Split 2	Split 3	Lap Time	Lap	Split 1	Split 2	Split 3	Lap Time
1 Adam PROCTOR (NSW) (2nd)					56 James WINSLOW (ENG) (1st)				
1	28.448	31.428	16.641	1:16.517	1	28.543	30.848	16.752	1:16.143
2	22.920	30.577	16.654	1:10.151	2	22.840	30.442	16.577	1:09.859
3	22.719	30.731	16.494	1:09.944	3	22.798	30.513	16.740	1:10.051
4	22.870	30.487	16.324	1:09.681	4	22.764	30.443	16.538	1:09.745
5	22.754	30.507	16.501	1:09.762	5	22.811	30.380	16.715	1:09.906
6	22.863	30.230	16.437	1:09.530	6	22.696	30.295	16.632	1:09.623
7	22.850	30.557	16.580	1:09.987	7	22.952	30.392	16.575	1:09.919
8	22.729	30.454	16.501	1:09.684	8	22.861	30.276	16.620	1:09.757
9	22.886	30.405	16.402	1:09.693	9	22.660	30.205	16.491	1:09.356
10	22.693	30.174	16.517	1:09.384	10	22.660	30.151	16.510	1:09.321
11	22.750	30.198	16.419	1:09.367	11	22.764	30.229	16.458	1:09.451
12	22.601	30.135	16.408	1:09.144	12	22.571	30.273	16.616	1:09.460
13	22.771	30.200	16.422	1:09.393	13	22.693	30.023	16.480	1:09.196
14	22.541	30.238	16.688	1:09.467	14	22.654	30.342	16.668	1:09.664
15	22.613	30.403	16.589	1:09.605	15	22.619	30.321	16.479	1:09.419
16	22.619	30.081	16.439	1:09.139	16	22.479	30.042	16.433	1:08.954
17	22.583	30.127	16.316	1:09.026	17	22.615	30.164	16.420	1:09.199
18	22.446	30.087	16.408	1:08.941	18	22.571	30.140	16.481	1:09.192
2 Darren BARLOW (NSW) (3rd)					61 Mark LAUCKE (SA) (5th)				
1	29.979	31.525	16.981	1:18.485	1	30.355	37.056	16.797	1:24.208
2	23.239	31.221	16.850	1:11.310	2	23.566	31.202	16.800	1:11.568
3	23.230	30.837	16.812	1:10.879	3	23.514	30.663	16.528	1:10.705
4	23.294	30.272	16.559	1:10.125	4	23.515	31.005	16.652	1:11.172
5	22.860	30.371	16.606	1:09.837	5	23.688	31.105	16.873	1:11.666
6	22.966	30.582	16.809	1:10.357	6	23.663	31.036	16.839	1:11.538
7	22.990	30.464	16.759	1:10.213	7	23.746	30.740	16.950	1:11.436
8	22.848	30.338	16.610	1:09.796	8	23.421	30.842	16.709	1:10.972
9	22.858	30.525	16.706	1:10.089	9	23.419	31.732	16.791	1:11.942
10	22.773	30.592	16.551	1:09.916	10	23.625	31.416	16.812	1:11.853
11	23.207	30.749	16.681	1:10.637	11	23.523	31.003	16.701	1:11.227
12	22.849	30.464	16.616	1:09.929	12	24.575	31.136	16.759	1:12.470
13	23.299	30.553	16.760	1:10.612	13	23.583	30.913	16.704	1:11.200
14	22.972	30.647	16.577	1:10.196	14	23.535	30.727	16.730	1:10.992
15	22.858	30.366	16.518	1:09.742	15	23.243	31.535	18.153	1:12.931
16	22.847	30.378	16.496	1:09.721	16	24.029	31.074	16.762	1:11.865
17	22.706	30.710	16.605	1:10.021	17	23.311	31.044	16.804	1:11.159
18	23.008	30.475	16.611	1:10.094	18	23.407	31.008	16.688	1:11.103

Scott Laing

Chief Time Keeper - Scott Laing

Paul Cansdale

Clerk of Course - Paul Cansdale



Computime Race Timing Systems Pty Ltd © 1996

Licensed to Computime Race Timing Systems

www.computime.com.au

COMPUTIME RACE TIMING SYSTEMS PTY LTD

9 Timber Lane, Glen Waverley, Vic 3150. Ph : 0418 17 13 17

E-mail : scott@computime.com.au





2013 QBE



Round 3 : Queensland Raceway : June 14 - 16

SPORTS RACER

Race 3

Date: 16/06/13

Event: R16

Started at: 16:24:23

Laps: 19 Min + 1

Lap

Starters: 8

Printed at: 16:49

Weather: Sunny - Temp: 20.0C

Track: Dry - Temp: 25.5C

PROVISIONAL SPLIT TIMES

Lap	Split 1	Split 2	Split 3	Lap Time	Lap	Split 1	Split 2	Split 3	Lap Time
18 Aaron STEER (SA) (6th)					81 Craig PERRY (NSW) (4th)				
1	29.385	31.844	17.443	1:18.672	1	30.552	32.360	16.972	1:19.884
2	<u>23.693</u>	31.388	16.944	<u>1:12.025</u>	2	22.895	31.350	17.005	1:11.250
3	23.710	31.215	17.193	1:12.118	3	23.457	31.346	17.189	1:11.992
4	25.081	31.951	<u>16.818</u>	1:13.850	4	25.000	31.284	16.672	1:12.956
5	23.988	31.249	16.943	1:12.180	5	22.893	30.564	16.619	1:10.076
6	23.885	31.988	17.092	1:12.965	6	22.753	30.272	16.566	1:09.591
7	24.033	<u>31.059</u>	17.141	1:12.233	7	22.794	<u>30.158</u>	16.558	1:09.510
8	24.127	31.671	17.969	1:13.767	8	22.798	30.400	16.604	1:09.802
9	24.426	31.420	17.119	1:12.965	9	23.080	30.260	16.540	1:09.880
10	24.536	31.371	17.110	1:13.017	10	22.832	30.417	16.602	1:09.851
11	24.393	31.452	16.955	1:12.800	11	22.614	30.388	16.835	1:09.837
12	24.731	31.627	17.232	1:13.590	12	22.687	30.906	16.669	1:10.262
13	24.681	31.687	17.230	1:13.598	13	22.758	30.417	16.646	1:09.821
14	24.337	31.466	17.223	1:13.026	14	22.751	30.654	16.604	1:10.009
15	24.367	31.511	17.273	1:13.151	15	22.636	30.174	<u>16.517</u>	<u>1:09.327</u>
16	24.399	31.596	17.134	1:13.129	16	22.617	30.228	16.736	1:09.581
17	24.397	31.398	17.017	1:12.812	17	<u>22.552</u>	30.279	16.622	1:09.453
18	24.408	31.571	17.048	1:13.027	18	22.778	34.651	17.055	1:14.484
33 Michael WHITING (SA) (DNF)					83 Aaron THOMPSON (SA) (DNF)				
1	31.401	32.426	17.158	1:20.985	1	37.707	35.083	18.302	1:31.092
2	<u>22.993</u>	<u>31.507</u>	16.938	<u>1:11.438</u>	2	25.396	33.834	17.887	1:17.117
3	23.382	31.874	16.880	1:12.136	3	25.068	33.906	18.220	1:17.194
4	23.947	32.201	17.333	1:13.481	4	25.345	33.774	17.945	1:17.064
5	23.667	32.043	<u>16.827</u>	1:12.537	5	24.728	34.097	17.863	1:16.688
6	23.422	32.224	17.109	1:12.755	6	24.929	33.544	17.610	1:16.083
7	23.250	31.931	17.081	1:12.262	7	24.835	33.333	17.792	1:15.960
8	23.148	32.472	17.451	1:13.071	8	24.865	33.467	18.007	1:16.339
9	29.200	32.581	17.474	1:19.255	9	24.985	34.521	18.598	1:18.104
10	23.775	31.590	16.960	1:12.325	10	24.632	34.479	17.896	1:17.007
11	23.346	31.918	1:38.238	2:33.502	11	24.091	34.689	18.206	1:16.986
					12	24.679	33.901	17.772	1:16.352
					13	24.462	33.617	<u>17.402</u>	<u>1:15.481</u>
					14	24.321	<u>33.320</u>	17.861	1:15.502
					15	<u>24.062</u>	33.760	19.151	1:16.973
					16	24.922	34.459	18.369	1:17.750

The results are provisional until the end of the time limit for protests and appeals.


Scott Laing
Chief Time Keeper - Scott Laing

Paul Cansdale
Clerk of Course - Paul Cansdale



Computime Race Timing Systems Pty Ltd © 1996
Licensed to Computime Race Timing Systems
www.computime.com.au

COMPUTIME RACE TIMING SYSTEMS PTY LTD
9 Timber Lane, Glen Waverley, Vic 3150. Ph : 0418 17 13 17
E-mail : scott@computime.com.au





2013 QBE



Round 3 : Queensland Raceway : June 14 - 16

SPORTS RACER

Race 3

Date: 16/06/13

Event: R16

Started at: 16:24:23

Laps: 19 Min + 1

Lap

Starters: 8

Printed at: 16:49

Weather: Sunny - Temp: 20.0C

Track: Dry - Temp: 25.5C

PROVISIONAL FASTEST LAPS SEQUENCE

Lap	Race Pos	No	Name	Machine	Fastest Lap	On Lap
1	1	56	James WINSLOW (ENG)	West WR 998	1:16.143	1
2	1	56	James WINSLOW (ENG)	West WR 998	1:09.859	2
4	1	56	James WINSLOW (ENG)	West WR 998	1:09.745	4
4	2	1	Adam PROCTOR (NSW)	Stohr WF1 998	1:09.681	4
6	1	56	James WINSLOW (ENG)	West WR 998	1:09.623	6
6	2	1	Adam PROCTOR (NSW)	Stohr WF1 998	1:09.530	6
7	4	81	Craig PERRY (NSW)	Stohr WF1 998	1:09.510	7
9	1	56	James WINSLOW (ENG)	West WR 998	1:09.356	9
10	1	56	James WINSLOW (ENG)	West WR 998	1:09.321	10
12	2	1	Adam PROCTOR (NSW)	Stohr WF1 998	1:09.144	12
16	1	56	James WINSLOW (ENG)	West WR 998	1:08.954	16
18	2	1	Adam PROCTOR (NSW)	Stohr WF1 998	1:08.941	18

The results are provisional until the end of the time limit for protests and appeals.

Chief Time Keeper - Scott Laing

Clerk of Course - Paul Cansdale



Computime Race Timing Systems Pty Ltd © 1996


Licensed to Computime Race Timing Systems

www.computime.com.au

COMPUTIME RACE TIMING SYSTEMS PTY LTD

9 Timber Lane, Glen Waverley, Vic 3150. Ph : 0418 17 13 17

E-mail : scott@computime.com.au





2013 QBE



Round 3 : Queensland Raceway : June 14 - 16

SPORTS RACER

Race 3

Date: 16/06/13

Event: R16

Started at: 16:24:23

Laps: 19 Min + 1

Lap

Starters: 8

Printed at: 16:49

Weather: Sunny - Temp: 20.0C

Track: Dry - Temp: 25.5C

PROVISIONAL LAP SHEET

No	Lap Time	Gap	No	Lap Time	Gap	No	Lap Time	Gap	No	Lap Time	Gap	No	Lap Time	Gap
Lap 1			81	1:12.956	10.284	Lap 8			81	1:09.837	11.498	2	1:09.742	11.253
56	1:16.143		18	1:13.850	10.867	56	1:09.757		61	1:11.227	25.156	81	1:09.327	13.178
1	1:16.517	.374	61	1:11.172	11.855	1	1:09.684	.253	18	1:12.800	33.461	61	1:12.931	35.010
2	1:18.485	2.342	33	1:13.481	12.242	2	1:09.796	5.999	Lap 12			83	1:15.502	1 lap
18	1:18.672	2.529	83	1:17.064	36.669	81	1:09.802	10.058	56	1:09.460		18	1:13.151	49.087
81	1:19.884	3.741	Lap 5			61	1:10.972	18.262	1	1:09.144	.253	Lap 16		
33	1:20.985	4.842	56	1:09.906		18	1:13.767	22.807	2	1:09.929	8.982	56	1:08.954	
61	1:24.208	8.065	1	1:09.762	.351	33	1:13.071	23.662	81	1:10.262	12.300	1	1:09.139	.624
83	1:31.092	14.949	2	1:09.837	4.932	83	1:16.339	1:02.534	61	1:12.470	28.166	2	1:09.721	12.020
Lap 2			81	1:10.076	10.454	Lap 9			18	1:13.590	37.591	81	1:09.581	13.805
56	1:09.859		18	1:12.180	13.141	56	1:09.356		61	1:11.865	37.921	61	1:11.865	37.921
1	1:10.151	.666	61	1:11.666	13.615	1	1:09.693	.590	18	1:13.502	1 lap	83	1:16.973	1 lap
2	1:11.310	3.793	33	1:12.537	14.873	2	1:10.089	6.732	Lap 13			18	1:13.129	53.262
18	1:12.025	4.695	83	1:16.688	43.451	81	1:09.880	10.582	56	1:09.196		Lap 17		
81	1:11.250	5.132	Lap 6			61	1:11.942	20.848	1	1:09.393	.450	56	1:09.199	
33	1:11.438	6.421	56	1:09.623		18	1:12.965	26.416	2	1:10.612	10.398	1	1:09.026	.451
61	1:11.568	9.774	1	1:09.530	.258	33	1:19.255	33.561	81	1:09.821	12.925	2	1:10.021	12.842
83	1:17.117	22.207	2	1:10.357	5.666	Lap 10			61	1:11.200	30.170	81	1:09.453	14.059
Lap 3			81	1:09.591	10.422	56	1:09.321		18	1:13.598	41.993	61	1:11.159	39.881
56	1:10.051		61	1:11.538	15.530	1	1:09.384	.653	Lap 14			83	1:17.750	1 lap
1	1:09.944	.559	18	1:12.965	16.483	83	1:18.104	1 lap	56	1:09.664		18	1:12.812	56.875
2	1:10.879	4.621	33	1:12.755	18.005	2	1:09.916	7.327	1	1:09.467	.253	Lap 18		
18	1:12.118	6.762	83	1:16.083	49.911	81	1:09.851	11.112	2	1:10.196	10.930	56	1:09.192	
81	1:11.992	7.073	Lap 7			61	1:11.853	23.380	81	1:10.009	13.270	1	1:08.941	.200
33	1:12.136	8.506	56	1:09.919		18	1:13.017	30.112	61	1:10.009	13.270	2	1:10.094	13.744
61	1:10.705	10.428	1	1:09.987	.326	33	1:12.325	36.565	83	1:15.481	1 lap	81	1:14.484	19.351
83	1:17.194	29.350	2	1:10.213	5.960	Lap 11			61	1:10.992	31.498	61	1:11.103	41.792
Lap 4			81	1:09.510	10.013	56	1:09.451		18	1:13.026	45.355	18	1:13.027	1:00.710
56	1:09.745		61	1:11.436	17.047	1	1:09.367	.569	Lap 15					
1	1:09.681	.495	18	1:12.233	18.797	2	1:10.637	8.513	56	1:09.419				
2	1:10.125	5.001	33	1:12.262	20.348	83	1:17.007	1 lap	1	1:09.605	.439			
			83	1:15.960	55.952									

The results are provisional until the end of the time limit for protests and appeals.

Chief Time Keeper - Scott Laing

Clerk of Course - Paul Cansdale



Computime Race Timing Systems Pty Ltd © 1996


Licensed to Computime Race Timing Systems

www.computime.com.au

COMPUTIME RACE TIMING SYSTEMS PTY LTD

9 Timber Lane, Glen Waverley, Vic 3150. Ph : 0418 17 13 17

E-mail : scott@computime.com.au





2013 QBE



Round 3 : Queensland Raceway : June 14 - 16

SPORTS RACER

Race 3

Date: 16/06/13

Event: R16

Started at: 16:24:23

Laps: 19 Min + 1

Lap

Starters: 8

Printed at: 16:49

Weather: Sunny - Temp: 20.0C

Track: Dry - Temp: 25.5C

PROVISIONAL LAP CHART

Grid	1	2	3	4	5	6	7	8	9	10	11	12	13	14	15	16	17	18
56	56	56	56	56	56	56	56	56	56	56	56	56	56	56	56	56	56	56
1	1	1	1	1	1	1	1	1	1	1	1	1	1	1	1	1	1	1
2	2	2	2	2	2	2	2	2	2	2	2	2	2	2	2	2	2	2
61	18	18	18	81	81	81	81	81	81	81	81	81	81	81	81	81	81	81
81	81	81	81	18	18	61	61	61	61	61	61	61	61	61	61	61	61	61
18	33	33	33	61	61	18	18	18	18	18	18	18	18	18	18	18	18	18
33	61	61	61	33	33	33	33	33	33	33	83	83	83	83	83	83		
83	83	83	83	83	83	83	83	83	83	83	33							
8																		

The results are provisional until the end of the time limit for protests and appeals.

Chief Time Keeper - Scott Laing

Clerk of Course - Paul Cansdale



Computime Race Timing Systems Pty Ltd © 1996


Licensed to Computime Race Timing Systems

www.computime.com.au

COMPUTIME RACE TIMING SYSTEMS PTY LTD

9 Timber Lane, Glen Waverley, Vic 3150. Ph : 0418 17 13 17

E-mail : scott@computime.com.au





2013 QBE



Round 3 : Queensland Raceway : June 14 - 16

**SPORTS RACER
PROVISIONAL ROUND POINTS**

SPORTS RACER

Pos	No	Name	Rnd 1 Race 1	Rnd 1 Race 2	Rnd 1 Race 3	Total
1	56	James WINSLOW (ENG)	35	38	38	111
2	1	Adam PROCTOR (NSW)	38	35	35	108
3	2	Darren BARLOW (NSW)	32	33	33	98
4	61	Mark LAUCKE (SA)	31	32	31	94
5	18	Aaron STEER (SA)	33	30	30	93
6	81	Craig PERRY (NSW)	0	31	32	63
7	33	Michael WHITING (SA)	30	29	0	59
8	83	Aaron THOMPSON (SA)	28	28	0	56
9	8	Warren THOMPSON (WA)	29	0	0	29

Scott Laing

Chief Time Keeper - Scott Laing


Paul Cansdale

Clerk of Course - Paul Cansdale



Computime Race Timing Systems Pty Ltd © 1996
Licensed to Computime Race Timing Systems
www.computime.com.au

COMPUTIME RACE TIMING SYSTEMS PTY LTD
9 Timber Lane, Glen Waverley, Vic 3150. Ph : 0418 17 13 17
E-mail : scott@computime.com.au





2013 QBE



Round 3 : Queensland Raceway : June 14 - 16

**SPORTS RACER
PROVISIONAL SERIES POINTS**

SPORTS RACER

Pos	No	Name	Rnd 1 Race 1	Rnd 1 Race 2	Rnd 1 Race 3	Total
1	56	James WINSLOW (ENG)	35	38	38	111
2	1	Adam PROCTOR (NSW)	38	35	35	108
3	2	Darren BARLOW (NSW)	32	33	33	98
4	61	Mark LAUCKE (SA)	31	32	31	94
5	18	Aaron STEER (SA)	33	30	30	93
6	81	Craig PERRY (NSW)	0	31	32	63
7	33	Michael WHITING (SA)	30	29	0	59
8	83	Aaron THOMPSON (SA)	28	28	0	56
9	8	Warren THOMPSON (WA)	29	0	0	29

Chief Time Keeper - Scott Laing

Clerk of Course - Paul Cansdale



Computime Race Timing Systems Pty Ltd © 1996
Licensed to Computime Race Timing Systems
www.computime.com.au

COMPUTIME RACE TIMING SYSTEMS PTY LTD
9 Timber Lane, Glen Waverley, Vic 3150. Ph : 0418 17 13 17
E-mail : scott@computime.com.au

